



**Mississippi Educator Preparation
Program Providers
2015-2016 Cohort Data**

**MISSISSIPPI EDUCATOR PREPARATION PROGRAMS: DATA BY PROVIDER
2015-2016**

Program Data

Program Type	Number of Completers
Traditional Route	1,008
University/College Alternate Route	376
MS Alternate Path to Quality Teaching (MAPQT)	102
Teach for America (TFA)	122
School Year	Number of Completers
2015-2016	1,608
2014-2015	1,825
2013-2014	2,145
2012-2013	2,187
Enrollment (College/University only)	Number of Students
Enrolled in Teacher Education	3,333

Admitted and Completed Data

Program Type	2014-15	2015-16
Admitted Traditional	1,247	1,091
Admitted Alternate Route	397	391
Completed Traditional	1,095	1,008
Completed Alternate Route	486	376
Completed MAPQT	99	102
Completed TFA	145	122

MISSISSIPPI EDUCATOR PREPARATION PROGRAMS: DATA BY PROVIDER
2015-2016

Alcorn State University

Enrolled into Teacher Education: 27

Admitted into Teacher Education – Traditional Route: 11

Alternate Route: 6

Average Admittance GPA – Traditional Route: 3.38

Alternate Route: 3.15

Completed Teacher Education – Traditional Route: 12

Alternate Route: 11

Belhaven University

Enrolled into Teacher Education: 56

Admitted into Teacher Education – Traditional Route: 3

Alternate Route: 85

Average Admittance GPA – Traditional Route: 3.38

Alternate Route: 3.15

Completed Teacher Education – Traditional Route: 8

Alternate Route: 49

Blue Mountain College

Enrolled into Teacher Education: 163

Admitted into Teacher Education – Traditional Route: 29

Alternate Route: NA

Average Admittance GPA – Traditional Route: 3.47

Alternate Route: NA

Completed Teacher Education – Traditional Route: 28

Alternate Route: NA

Delta State University

Enrolled into Teacher Education: 116

Admitted into Teacher Education – Traditional Route: 67

Alternate Route: 6

Average Admittance GPA – Traditional Route: 3.35

Alternate Route: 3.50

Completed Teacher Education – Traditional Route: 70

Alternate Route: 9

Jackson State University

Enrolled into Teacher Education: 57

Admitted into Teacher Education – Traditional Route: 37

Alternate Route: 23

Average Admittance GPA – Traditional Route: 3.39

Alternate Route: 3.10

Completed Teacher Education – Traditional Route: 20

Alternate Route: 29

MISSISSIPPI EDUCATOR PREPARATION PROGRAMS: DATA BY PROVIDER
2015-2016

Millsaps College

Enrolled into Teacher Education: 16

Admitted into Teacher Education – Traditional Route: 3

Alternate Route: NA

Average Admittance GPA – Traditional Route: 3.27

Alternate Route: NA

Completed Teacher Education – Traditional Route: 9

Alternate Route: NA

Mississippi College

Enrolled into Teacher Education: 168

Admitted into Teacher Education – Traditional Route: 73

Alternate Route: 65

Average Admittance GPA – Traditional Route: 3.50

Alternate Route: 3.10

Completed Teacher Education – Traditional Route: 59

Alternate Route: 35

Mississippi State University

Enrolled into Teacher Education: 1,279

Admitted into Teacher Education – Traditional Route: 247

Alternate Route: 74

Average Admittance GPA – Traditional Route: 3.38

Alternate Route: 3.29

Completed Teacher Education – Traditional Route: 231

Alternate Route: 66

Mississippi University for Women

Enrolled into Teacher Education: 46

Admitted into Teacher Education – Traditional Route: 26

Alternate Route: NA

Average Admittance GPA – Traditional Route: 3.42

Alternate Route: NA

Completed Teacher Education – Traditional Route: 24

Alternate Route: NA

Mississippi Valley State University

Enrolled into Teacher Education: 20

Admitted into Teacher Education – Traditional Route: 14

Alternate Route: 8

Average Admittance GPA – Traditional Route: 3.33

Alternate Route: 3.02

Completed Teacher Education – Traditional Route: 3

Alternate Route: 17

MISSISSIPPI EDUCATOR PREPARATION PROGRAMS: DATA BY PROVIDER
2015-2016

Rust College

Enrolled into Teacher Education: 0	
Admitted into Teacher Education – Traditional Route: 0	Alternate Route: NA
Average Admittance GPA – Traditional Route: NA	Alternate Route: NA
Completed Teacher Education – Traditional Route: 3	Alternate Route: NA

Tougaloo College

Enrolled into Teacher Education: 9	
Admitted into Teacher Education – Traditional Route: 3	Alternate Route: 1
Average Admittance GPA – Traditional Route: 3.06	Alternate Route: 2.82
Completed Teacher Education – Traditional Route: 0	Alternate Route: NA

University of Mississippi

Enrolled into Teacher Education: 536	
Admitted into Teacher Education – Traditional Route: 288	Alternate Route: 25
Average Admittance GPA – Traditional Route: 3.28	Alternate Route: 3.50
Completed Teacher Education – Traditional Route: 248	Alternate Route: 28

University of Southern Mississippi

Enrolled into Teacher Education: 626	
Admitted into Teacher Education – Traditional Route: 244	Alternate Route: 14
Average Admittance GPA – Traditional Route: 3.34	Alternate Route: 3.34
Completed Teacher Education – Traditional Route: 250	Alternate Route: 14

William Carey University

Enrolled into Teacher Education: 214	
Admitted into Teacher Education – Traditional Route: 46	Alternate Route: 84
Average Admittance GPA – Traditional Route: 3.22	Alternate Route: 3.26
Completed Teacher Education – Traditional Route: 43	Alternate Route: 118

Mississippi Alternate Path to Quality Teaching (Non-Credit)

Completed Teacher Education – Alternate Route:

2015-2016: 102

2014-2015: 99

2013-2014: 123

2012-2013: 139

Teach for America (Non-Credit)

Completed Teacher Education – Alternate Route:

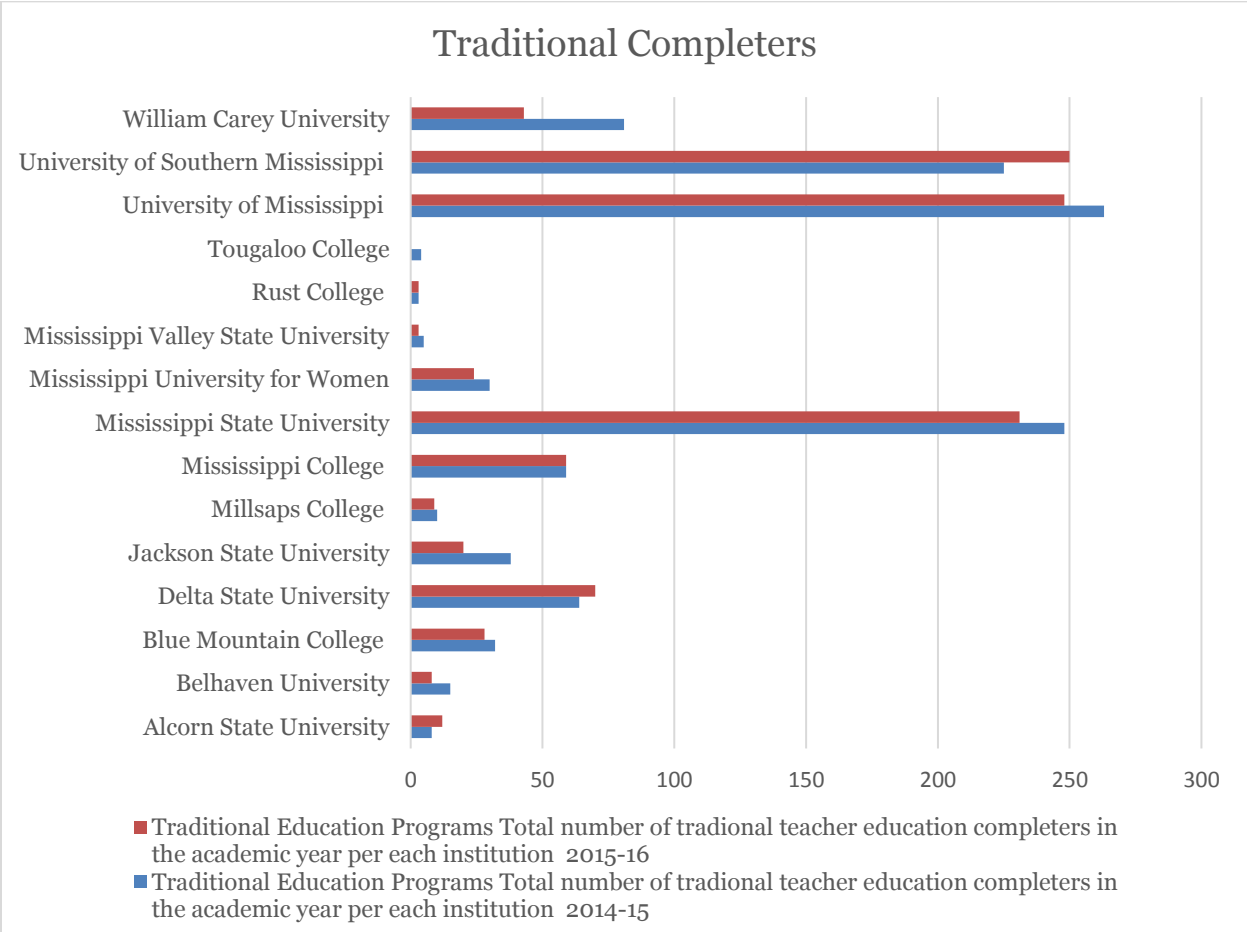
2015-2016: 122

2014-2015: 145

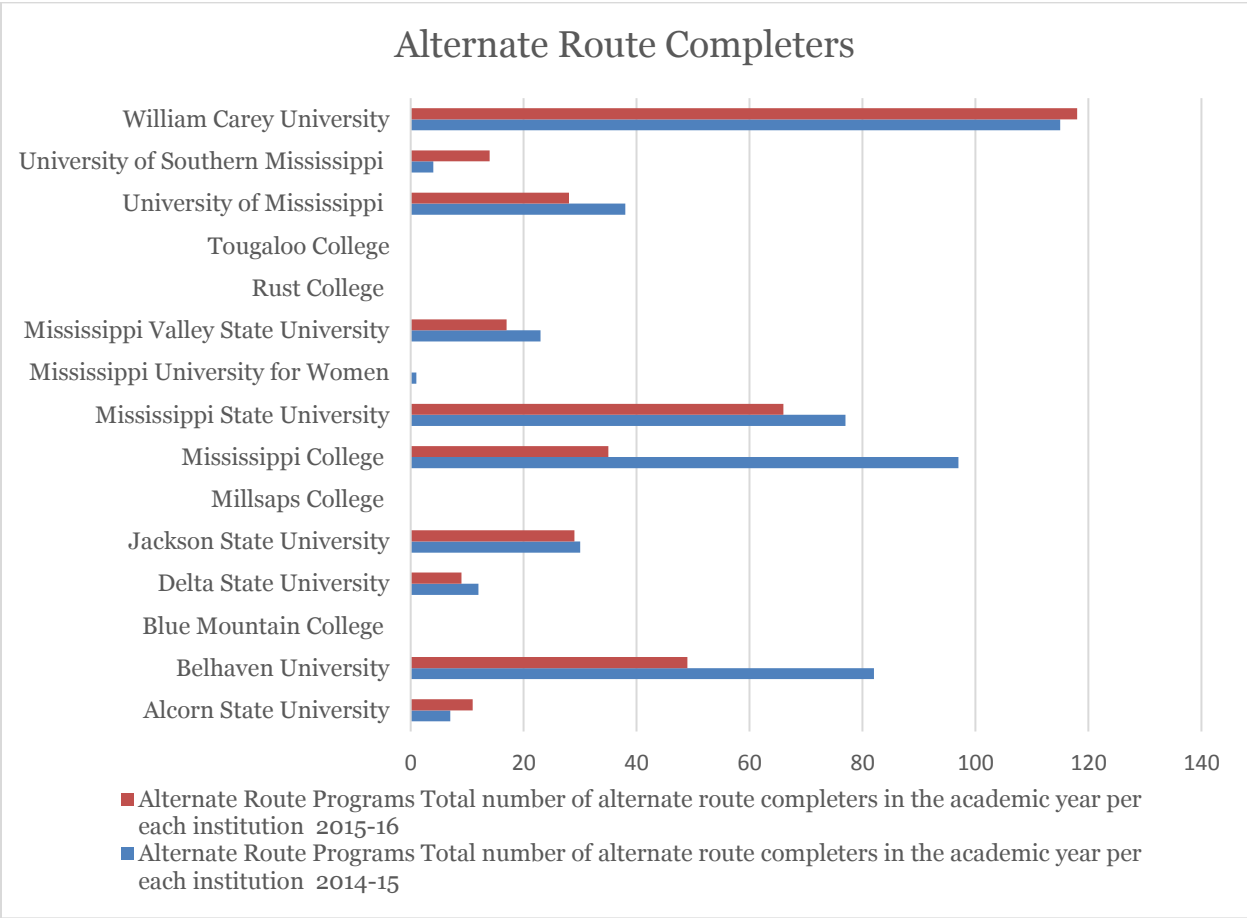
2013-2014: 199

2012-2013: 141

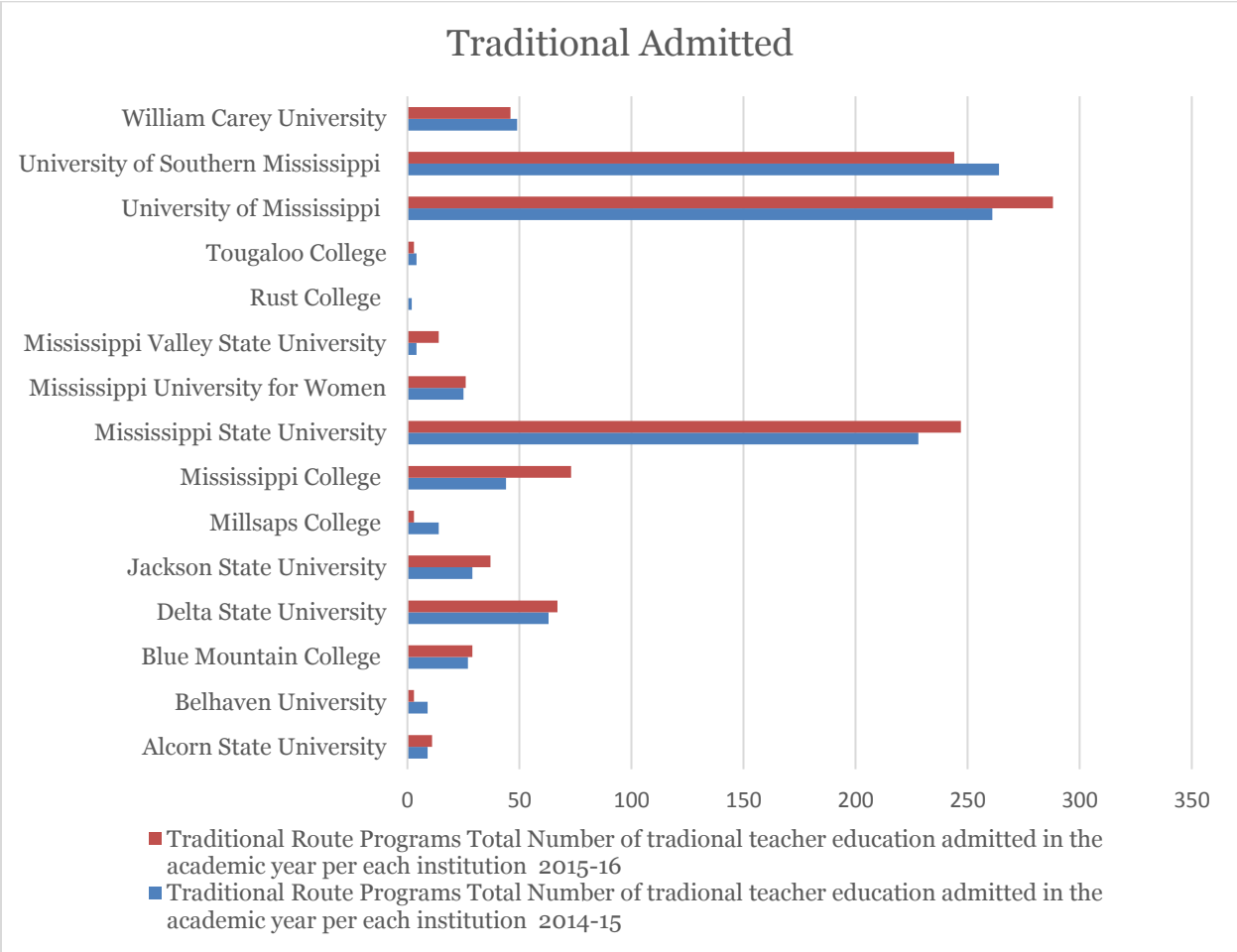
**MISSISSIPPI EDUCATOR PREPARATION PROGRAMS: DATA BY PROVIDER
2015-2016**



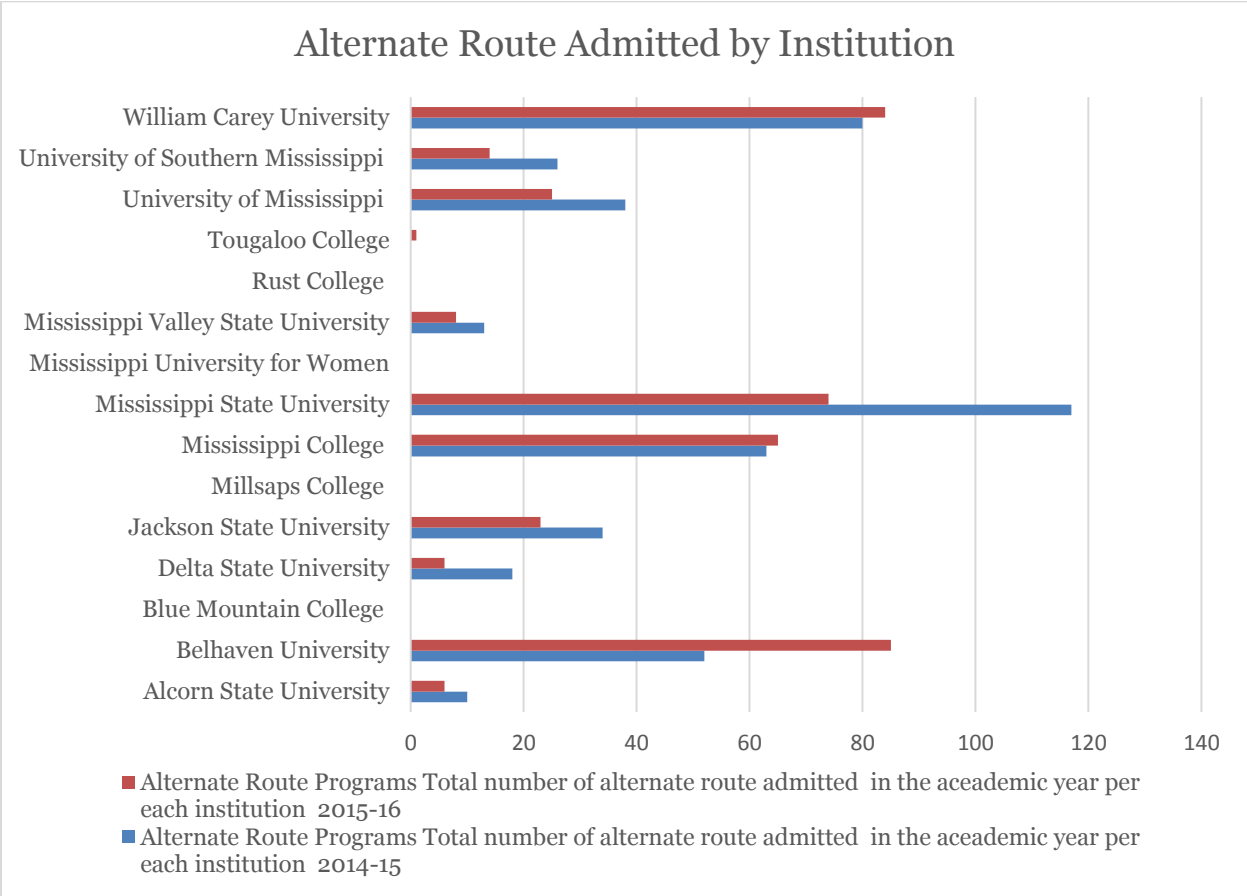
MISSISSIPPI EDUCATOR PREPARATION PROGRAMS: DATA BY PROVIDER
2015-2016



**MISSISSIPPI EDUCATOR PREPARATION PROGRAMS: DATA BY PROVIDER
2015-2016**



MISSISSIPPI EDUCATOR PREPARATION PROGRAMS: DATA BY PROVIDER
2015-2016



Program Completer Data

School Year	Number of Completers
2012-2013	2,187
2013-2014	2,145
2014-2015	1,825
2015-2016	1,608

